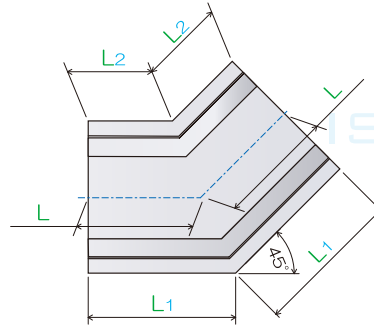
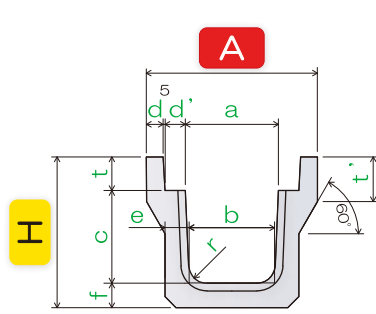
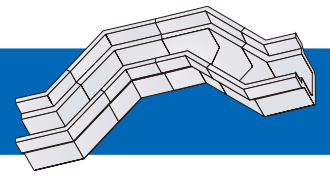


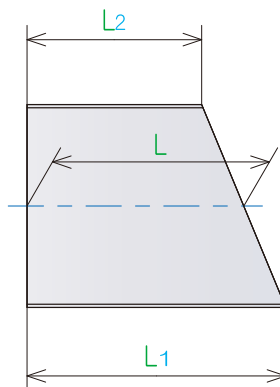
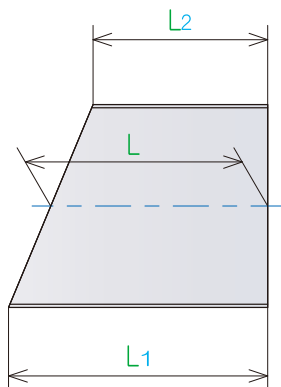
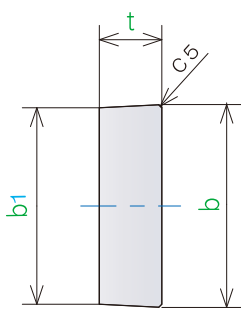
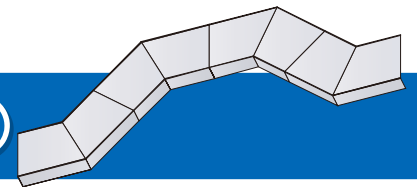
# 落ちふた式U形側溝 電柱よけ（本体）




ISHIKAWA  
PRECAST  
CONCRETE

呼び名	寸法 (mm)															参考重量 (kg)	
	A	H	a	b	c	d	d'	e	f	h	t	t'	r	L	L1		L2
<b>250 (B250-H250)</b>	460	405	250	230	250	45	55	65	65	30	90	120	50	351	446	256	116
B250-H300		460	250	225	300	45	55	70	70	30	90	120	50	351	446	256	134
B250-H350		515	250	220	350	45	55	75	75	30	90	120	50	351	446	256	152
B250-H400		565	250	215	400	45	55	75	75	30	90	120	50	351	446	256	162
B250-H450		615	250	210	450	45	55	75	75	30	90	120	50	351	446	256	171
B250-H500		670	250	205	500	45	55	80	80	30	90	120	50	351	446	256	191
B250-H550		720	250	200	550	45	55	80	80	30	90	120	50	351	446	256	201
<b>300A (B300-H300)</b>	520	465	300	280	300	50	55	70	70	30	95	140	50	351	459	243	146
B300-H400		565	300	270	400	50	55	70	70	40	95	140	50	351	459	243	165
B300-H500		675	300	260	500	50	55	80	80	30	95	120	50	351	459	243	172
B300-H600		785	300	250	600	50	55	90	90	30	95	120	50	351	459	243	249
B300-H700		890	300	240	700	50	55	95	95	30	95	120	50	351	459	243	285
B300-H800		995	300	230	800	50	55	100	100	30	95	120	50	351	459	243	322
<b>300B</b>	460	565	300	270	400	50	55	70	70	40	95	140	50	351	459	243	165
<b>300C</b>	460	675	300	260	500	50	55	80	80	30	95	120	50	351	459	243	172

# 落ちふた式U形側溝 電柱よけ（ふた）



ノンスリップ加工



露出する面に意匠を施した「ノンスリップ加工」が生産可能です

呼び名	寸法 (mm)						参考重量 (kg)
	b	b1	t	L	L1	L2	
250	362	352	90	351	426	276	27
300	412	402	95	351	436	266	33